

SUBJEK : DUNIA SAINS DAN TEKNOLOGI


NAMA :

TAHUN :1.....


JAWAB SEMUA SOALAN

Tandakan (/) pada benda hidup dan (X) pada benda bukan hidup

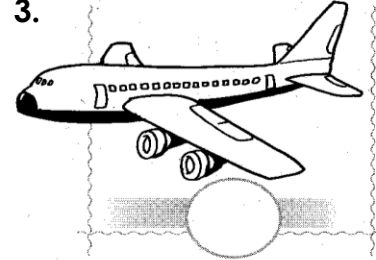
1.



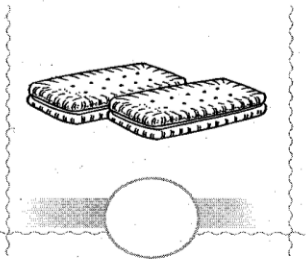
2.



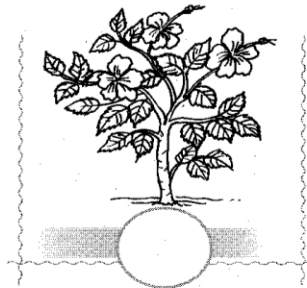
3.




4.




5.




6.




7.



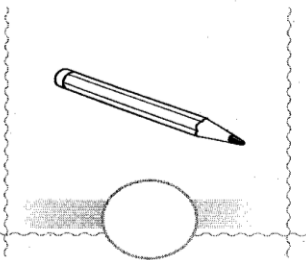
8.




9.



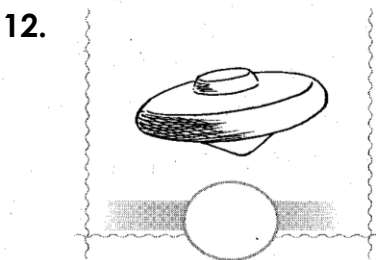
10.



11.




12.




Isikan tempat kosong dengan jawapan yang betul.

Telinga	Kaki	Tangan	Mata	Hidung
---------	------	--------	------	--------



Padankan gambar dengan jawapan yang betul.

Contoh



siput

katak


ayam

ikan

rama-rama

ular


20.



21.




22.



18.



19.




Tuliskan nama haiwan berdasarkan gambar.

23.




s _ p _ t

24.



i _ _ k

25.





k a _ b i _ g

26.



t i _ _ s

Padankan gambar tumbuhan dengan namanya.



pokok keembung

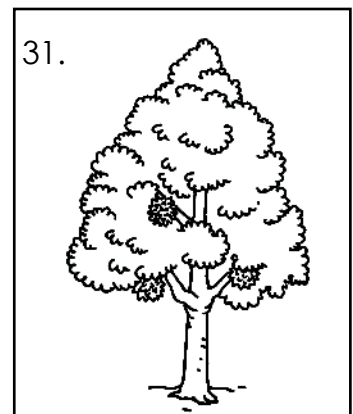
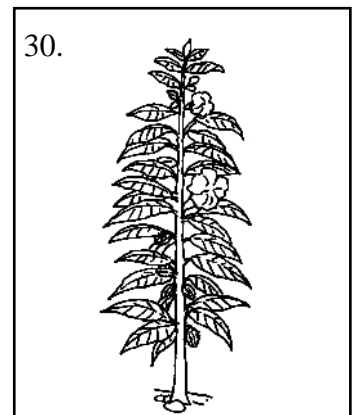

pokok kelapa

pokok nanas
















pokok mangga

pokok durian

pokok cili



Bulatkan bagian tubuh yang digunakan untuk :

31.	lihat			
32.	hidu			
33.	rasa			
34.	sentuh			
35.	dengar			

Pilih dan tuliskan jawapan yang sesuai dengan ciri-ciri benda hidup.

membesar

membang


bernafas

air


bergerak

makanan


36.




37.



38.




39.



40.



41.



Isikan tempat kosong dengan perkataan yang sesuai

melihat

merasa

menghidu

berjalan

mendengar

menyentuh

makan dan minum

42 Saya menggunakan



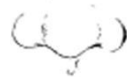
untuk

43 Abu menggunakan



untuk

44 Meena menggunakan



untuk

45 Chong menggunakan



untuk

46 Lina menggunakan



untuk

47 Irene menggunakan



untuk

48 Muthu menggunakan



untuk

Namakan bahagian tumbuhan di bawah.

akar

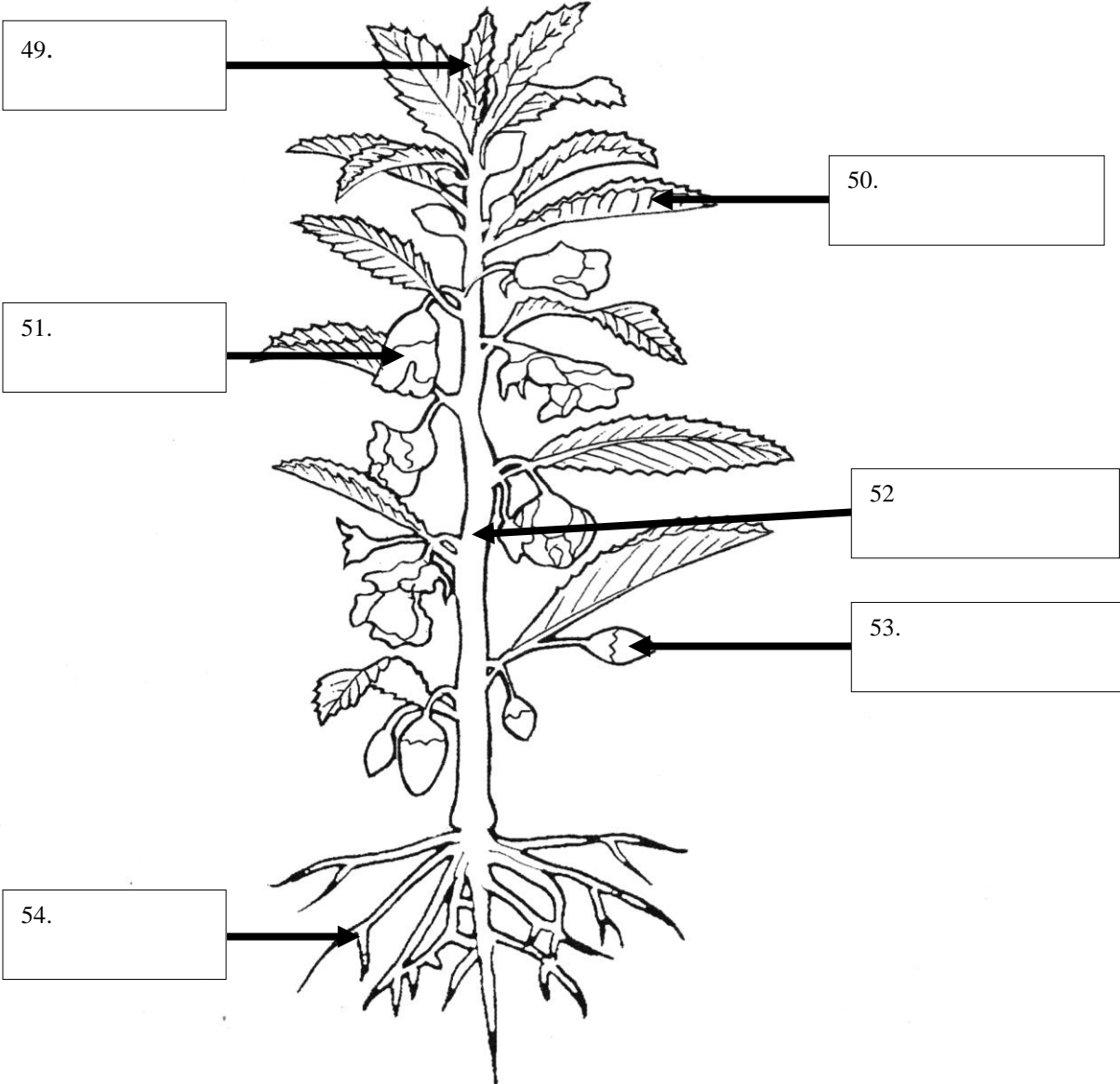
daun

buah

pucuk

batang

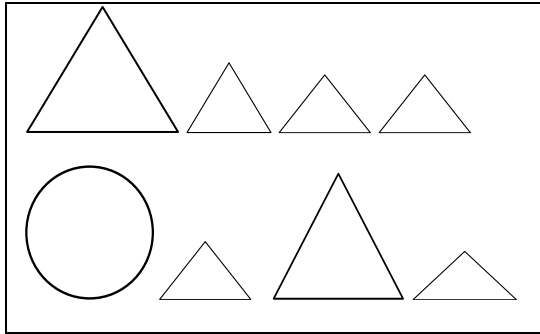
bunga



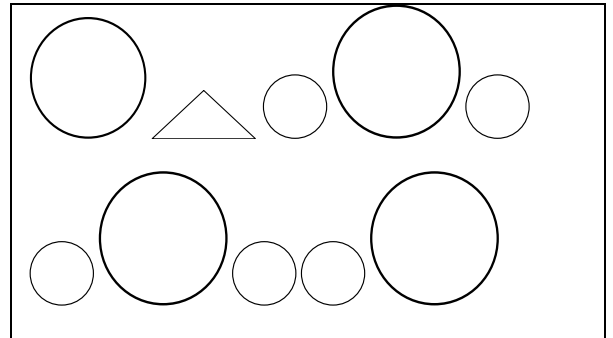
Arahan : i) Warnakan bentuk yang berbeza.

**DST (T1)
B2D5E1 – E2**

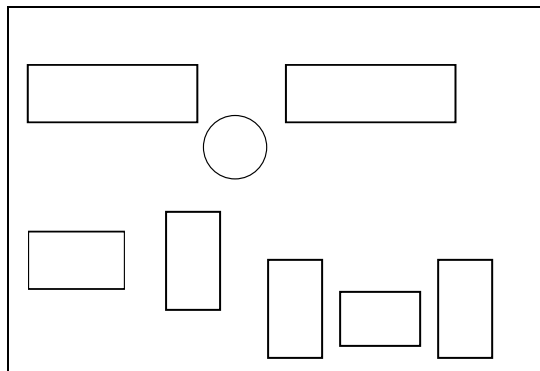
55.



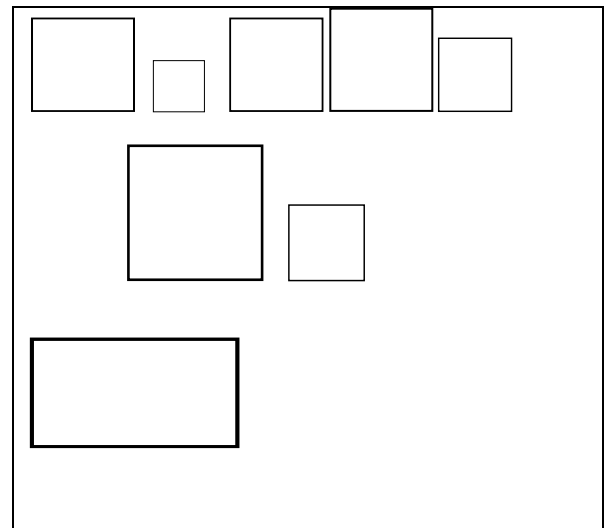
56.



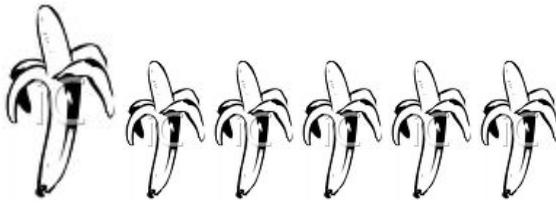
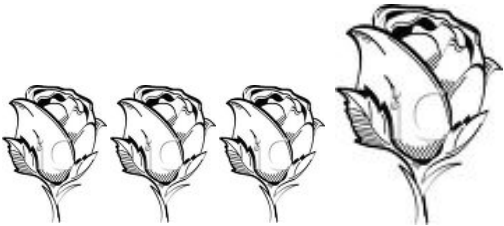


57.









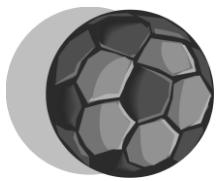

58.



ii) Warnakan merah pada bentuk yang bersaiz besar.

<p>59.</p> 	<p>60.</p> 
	

Arahan : A. Bulatkan objek yang berbau.

			
<p>Kek</p>	<p>cawan dan piring</p>	<p>pembaris</p>	<p>epal</p>
			
<p>Papan hitam</p>	<p>sabun mandi</p>	<p>bola</p>	<p>bunga</p>

Senaraikan nama objek yang berbau di atas :


61.

62.

63.

64.

65. Tandakan pangkah (x) objek yang tidak berbau.



**DST (T1)
B3D2E1**



Lihat gambar haiwan di bawah.

Tandakan (/) pada persamaan dan tandakan (X) pada perbezaan haiwan berikut. (Soalan 66 – 69)

Haiwan	Berkaki	Paruh	Ekor	Sayap	Sirip
					
					
					
					

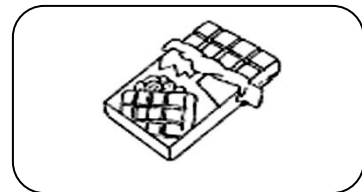

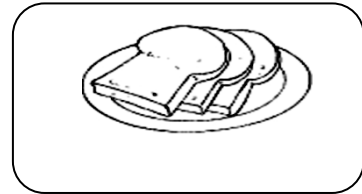



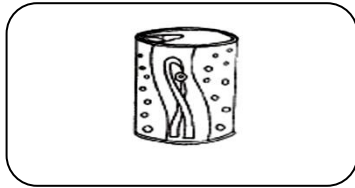
**DST (T1)
B3D3E1**

Tandakan (/) pada ciri-ciri tumbuhan di bawah:
(Soalan 70 – 75)

Tumbuhan	 Pokok Pisang	 Pokok Kaktus
Berbuah		
Tidak Berbuah		
Berbunga		
Tidak berbunga		
Berdaun		
Berduri		

**DST (T1)
B3D4E3**





Warnakan makanan atau minuman yang memudaratkan kesihatan jika diambil berlebihan setiap hari. (Soalan 76 – 80)



Lihat gambar haiwan di bawah.

Tandakan (/) atau tandakan (X) pada keadaan permukaan objek berikut berdasarkan deria sentuh. (Soalan 81 – 84)

**DST (T1)
B3D4E4**

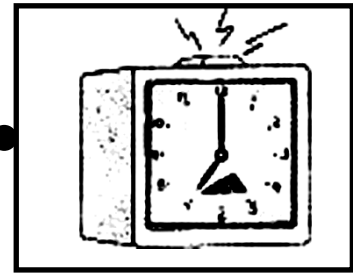
Objek	Kasar	Licin	Keras	Lembut
				
				
				
				

**DST (T1)
B3D4E5**


**DST (T1)
B4D4E5**

Padankan kepentingan bunyi-bunyi berikut.

85. Kes kecemasan dan
beri laluan.



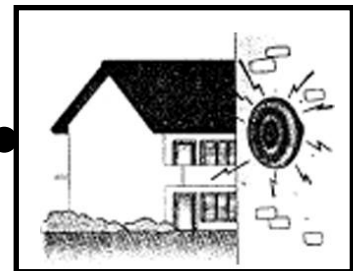
86. Masa untuk
bangun tidur.



87. Waktu persekolahan
tamat.

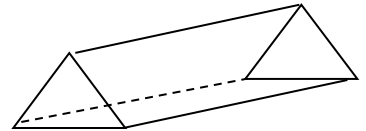
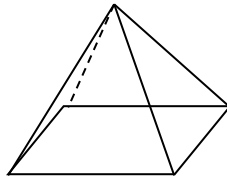
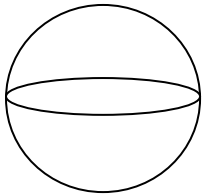




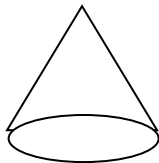
88. Memberitahu tetamu
datang.

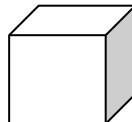


Namakan dan tulis bentuk-bentuk asas bongkah di bawah. (Soalan 89 – 95)








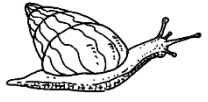


kubus	silinder	sfera	piramid
kon	kuboid	prisma	







Tandakan (_/) bagi bahagian tubuh yang menunjukkan persamaan.

<p>96.</p> 		<p>Ada paruh</p>	
<p>97.</p> 		<p>Ada mata</p>	
<p>98.</p> 		<p>Ada ekor</p>	
<p>99.</p> 		<p>Ada sayap</p>	
<p>100.</p> 		<p>Ada kaki</p>	
		<p>Ada sayap</p>	

DST (T1)
B4D3E1

Tuliskan persamaan antara pasangan tumbuhan berikut.

(Murid boleh memberikan lebih daripada satu jawapan bagi setiap soalan)

batang



dahan

bunga

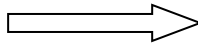

daun

buah


1.





2.



3.




4.

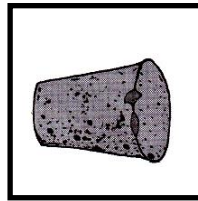


DST (T1)
B5D6E1

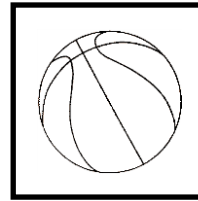
Anda perlu timbulkan objek yang tenggelam dan tenggelamkan objek yang timbul. Lukiskan gabungan objek tersebut.



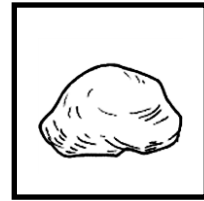
Getah



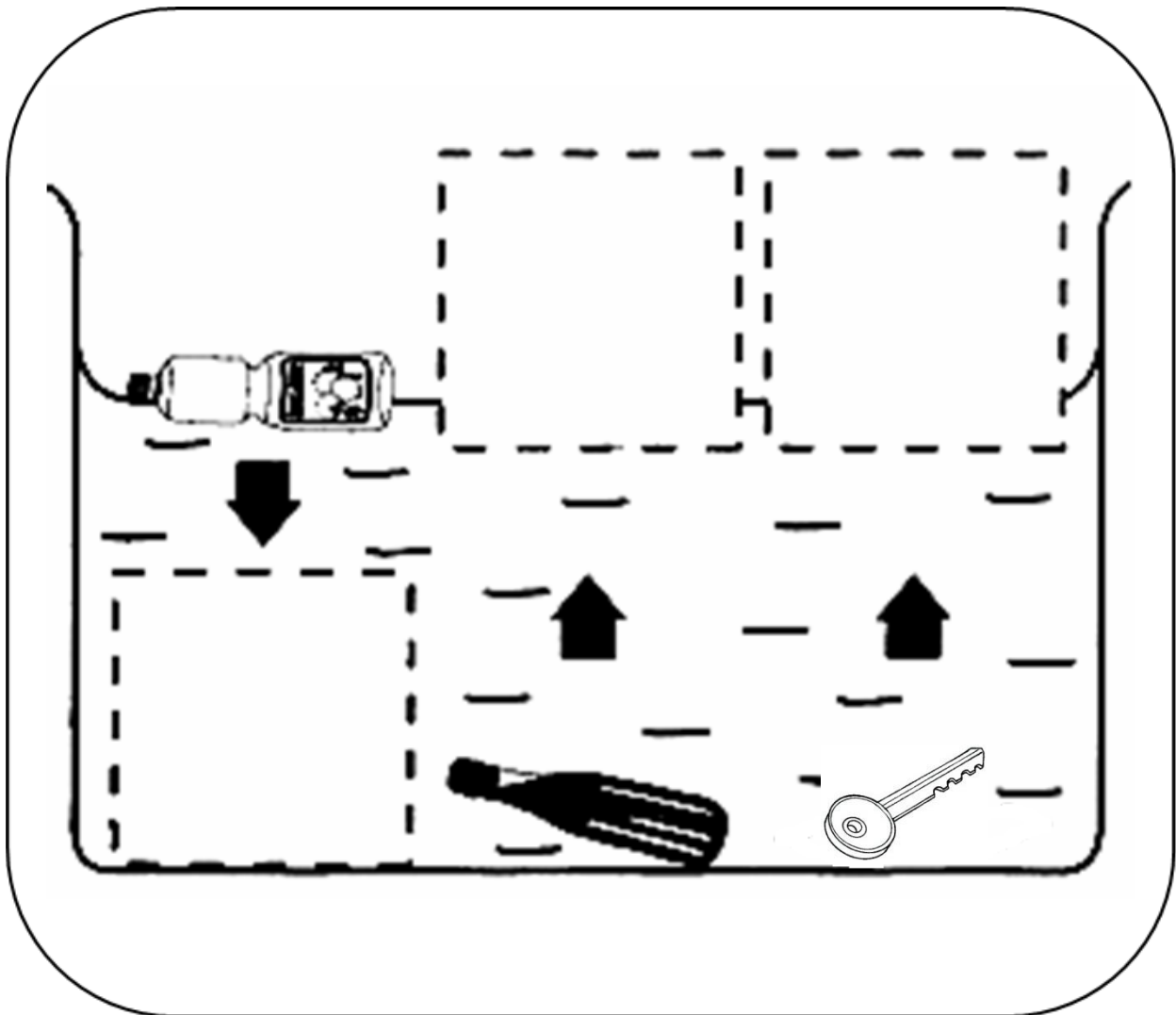
Gabus



Bola



Batu



Apakah yang akan terjadi jika objek-objek ini dimasukkan ke dalam sebuah besen berisi air? Tuliskan 'tenggelam' atau 'timbul'.

